

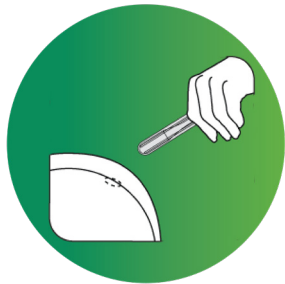
Directions for Rectal Use

TempaDot® Plus


MEDICAL
INDICATORS




Open the package and remove one thermometer and a sheath cover from the dispenser on the top of the box.



Lubricate the sheath and insert the thermometer with the sheath into the rectum until the dot matrix and numbers are completely covered.



Wait 3 minutes before withdrawing the thermometer and sheath from the rectum (discard the sheath immediately).



Wait approximately 10 seconds, and then read the temperature. The last blue dot on the matrix indicates the correct temperature for TempaDot® Plus thermometers.



Once you have read and recorded the temperature, discard the thermometer.